

Relay Light Curtain

RLC-K36, RLC-K72



AN INVISIBLE BLANKET OF PROTECTION

The Relay Light Curtain is a fail-safe multiple thru-beam photo optic solution designed to provide a dense barrier of protection that, when interrupted, signals a door to stop and/or reverse. Light curtains are ideal for environments requiring extended vertical protection for protruding parts not detected by a standard single-beam photo eye. This device has a range of up to 32 feet and is available in 3-foot and 6-foot models. RLC is ideal for pre-2010 installations not requiring a monitored solution and can function as an additional device for added detection in any installation.



APPLICATIONS

- Motorized doors
- High-speed doors

FEATURES

- Two models:
 - RLC-K36: 3 ft., 8 elements
 - RLC-K72: 6 ft., 16 elements
- 32 ft. operating range
- Non-monitored, fail-safe device ideal for commercial door operators manufactured before August 2010
- Simplified wiring; no external interface box
- LED indicators for easy setup and diagnostics
- Thru-beam technology minimizes false reflective signals
- Universal mounting brackets included
- IP67 waterproof housing
- 2-year warranty

610-869-4422

www.milleredge.com







Relay Light Curtain

RLC-K36, RLC-K72

OPTIONS

- Models:
 - RLC-K36 (fail-safe, non-monitored )
 - RLC-K72 (fail-safe, non-monitored )

INCLUDED

- Universal mounting brackets

GENERAL SPECIFICATIONS

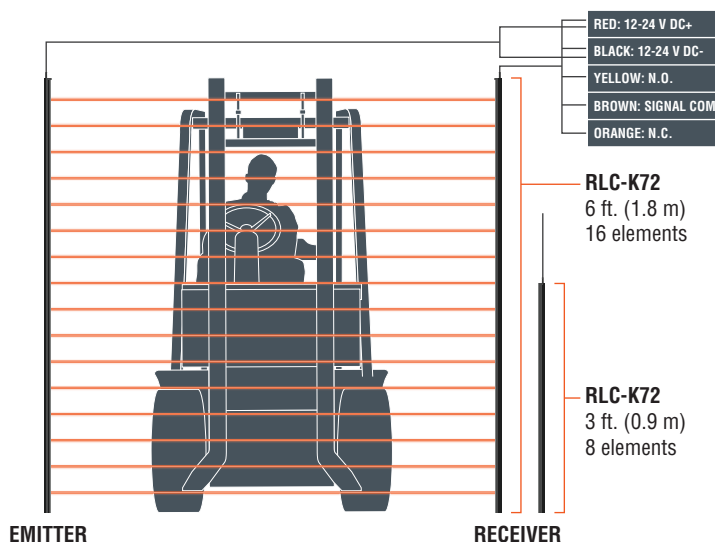
	RLC-K36	RLC-K72
PERFORMANCE		
Operating Range	8-32 ft. (2-10 m)	8-32 ft. (2-10 m)
Number of Elements	8 elements	16 elements
Maximum Ambient Light	>100,000 lux	>100,000 lux
Aperture Angle	EM: $\pm 8^\circ$ RX: $\pm 15^\circ$	EM: $\pm 8^\circ$ RX: $\pm 15^\circ$
Operating Temperature	-40°F to +140°F (-40°C to +60°C)	-40°F to +140°F (-40°C to +60°C)

ELECTRICAL


Power Source	12-24 volts AC/DC	12-24 volts AC/DC
Current Consumption	<150 mA @ 24 volts DC	<150 mA @ 24 volts DC
Relay Rating	1A current switching at 24 volts DC	1A current switching at 24 volts DC
Output	N.O. and N.C.	N.O. and N.C.

PHYSICAL

Max. Protection Height	36 in. (~1 m)	72 in. (~2 m)
Dimensions	1 W x 38 H x 1.1 D in. (25 mm x ~1 m x 28 mm)	1 W x 74 H x 1.1 D in. (25 mm x ~2 m x 28 mm)
Weight	EM: 32 oz. RX: 32 oz.	EM: 64 oz. RX: 64 oz.
Housing Material	PVC over aluminum	PVC over aluminum
LED Indicators	EM: Power, obstruction RX: Power	EM: Power, obstruction RX: Power
Cable Length	EM: 50 ft. (~15 m) RX: 50 ft. (~15 m)	EM: 50 ft. (~15 m) RX: 50 ft. (~15 m)
Mounting	(4) Universal mounting brackets	(6) Universal mounting brackets
Degree of Protection	IP67	IP67



COMMERCIAL DOOR OPERATOR



UNIVERSAL MOUNTING BRACKETS

Contact Miller Edge to ensure compatibility.

© Miller Edge, Inc. All rights reserved
RLC-K36-K72_20220607